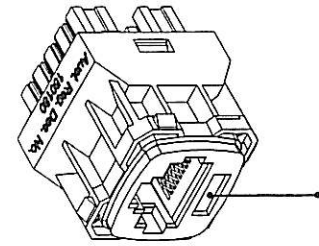
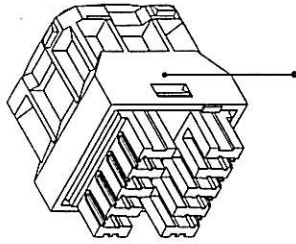


Cat.5e Jack



Marking : AMDEX



Printed Letter : (Red Ink)

Cat.5e

N3674

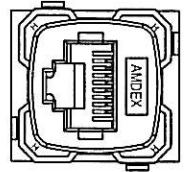
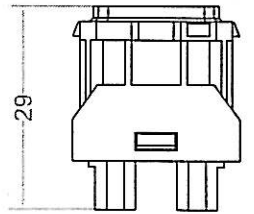
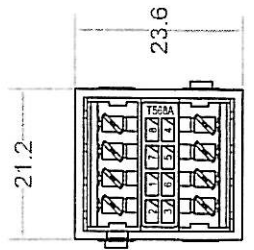
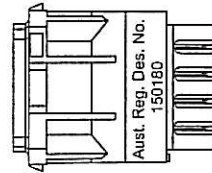


HJ1

Wire Map:

RJ-45 8P8C	IDC Block
1	1
2	2
3	3
4	4
5	5
6	6
7	7
8	8

Dimensions : m/m



Performance :

Meets Cat.5e EIA/TIA 568B.1 Standard.

Materials:

- Plastic Body : Fireproof ABS UL-94V0
- RJ-45 Jack : 8P8C 50 micro inches gold plated
- PCB : FR-4 / 1.0mm UL-94V0
- IDC Body : Fireproof ABS UL-94V0
- IDC Pin : Bronze & Tinned

Label Color Code : T568 A

IDC Description : For 22-26 AWG.

For 110 or Krone punch-down Tool

Electrical Specifications :

- Insulation Resistance : 500M ohms (min.)
- Contact Resistance : 20m ohms (max.)
- Current Rating : 1.5 Amps.
- DC Resistance : 0.1 ohm (max.)
- Withstanding Voltage : 1000 VAC RMS @ 60Hz / 1 min.

Mechanical Specifications:

- IDC Punch Down Cycle : Over 250 Cycles (min.)
- RJ-45 Jack Insertion Cycle : Over 2000 Cycles (min.)
- Operation Temperature : -40 ~ +70 degree / C

Description:

Cat.5e unshielded, HPM, with AMDEX logo

DRAW NO:	ITEM NO:		DA103H
	APPR	G.O.	CUSTOMER:
UNIT: m/m	CHECK	DATE:	
SCALE: 1:1	DESIGN	TOLERANCE: ± 1	· X ± 0.2 · XX ± 0.15