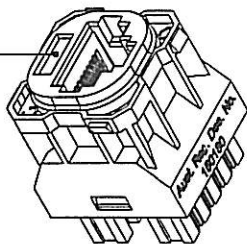
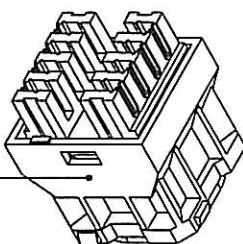


Cat.5e Jack



Marking : AMDEX



Printed Letter :

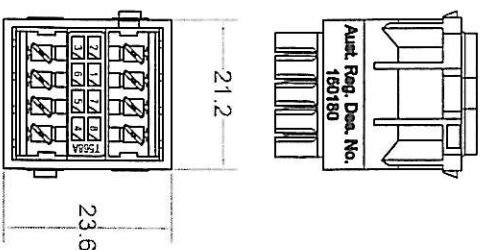
Cat.5e

N3674

CJ1

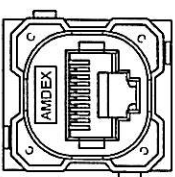
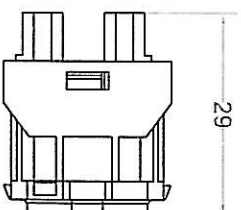


Dimensions : m/m



Wire Map:

RJ-45/PPPC	IDC Block
1	1
2	2
3	3
4	4
5	5
6	6
7	7
8	8



Performance :

Meets Cat.5e EIA/TIA 568B, 1 Standard.

Materials:

Plastic Body	: Fireproof ABS UL-94V0
RJ-45 Jack	: 8P8C 50 micro inches gold plated
PCB	: FR-4 / 1.0mm UL-94V0
IDC Body	: Fireproof ABS UL-94V0
IDC Pin	: Bronze & Tinned

Label Color Code : T568 A

IDC Description : For 22-26 AWG.

For 110 or Krone punch-down Tool

Electrical Specifications :

Insulation Resistance:	500M ohms (min.)
Contact Resistance :	20m ohms (max.)
Current Rating :	1.5 Amps.
DC Resistance :	0.1 ohm (max.)
Withstanding Voltage:	1000 VAC RMS @ 60Hz / 1 min.

Mechanical Specifications:

IDC Punch Down Cycle :	Over 250 Cycles (min.)
RJ-45 Jack Insertion Cycle:	Over 2000 Cycles (min.)
Operation Temperature :	-40 ~ +70 degree / C

Description:

Cat.5e unshielded, Clipsal keystone jack, with AMDEX logo

DRAW NO:	ITEM NO:	DA103
UNIT: m/m	APPR	G.O.
SCALE: 1:1	CHECK	DATE:
	DESIGN	TOLERANCE: ± 1 · X ± 0.2 · XX ± 0.15