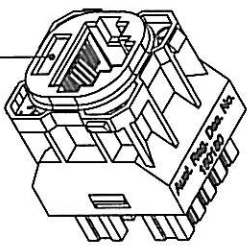
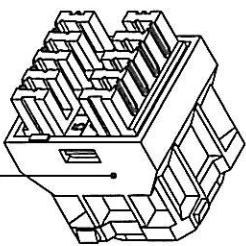


Cat.3 Jack



Marking : Phone



Printed Letter :

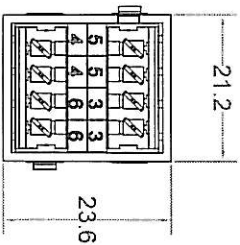
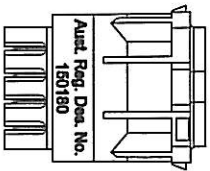
8P4C

N3674

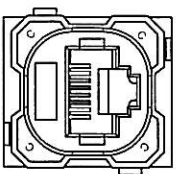
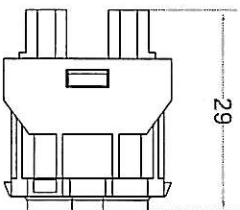
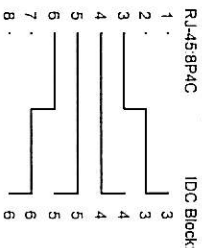
CJ1



Dimensions : m/m



Wire Map:



Materials:

Plastic Body	:	Fireproof ABS UL-94V0
RJ-45 Jack	:	8P4C 15 micro inches gold plated
PCB	:	FR-4 / 1.0mm UL-94V0
IDC Body	:	Fireproof ABS UL-94V0
IDC Pin	:	Bronze & Tinned

IDC Description : For 22-26 AWG.

For 110 or Krone punch-down Tool

Electrical Specifications :

Insulation Resistance:	500M ohms (min.)
Contact Resistance :	20m ohms (max.)
Current Rating	1.5 Amps.
DC Resistance	0.1 ohm (max.)
Withstanding Voltage:	1000 VAC RMS @ 60Hz / 1 min.

Mechanical Specifications:

IDC Punch Down Cycle	:	Over 250 Cycles (min.)
RJ-45 Jack Insertion Cycle:		Over 2000 Cycles (min.)
Operation Temperature :		-40 ~ +70 degree / C

Description:

Cat.3 unshielded, Clipsal keystone jack

DRAW NO:		ITEM NO:	DT100
UNIT:	APPR	CHECK	G.O.
SCALE:	1:1	DESIGN	
		TOLERANCE:	± 1 · X ± 0.2 · XX ± 0.15